

NetCom SL

2006 Price List
Effective January 4, 2006



Engineered Data Products

“First time, on time, every time”

WWW.EDP-USA.COM

Phone 1-800-432-1337

Fax 1-800-337-3490

NETCOM SL

CONFIGURED BASE UNIT

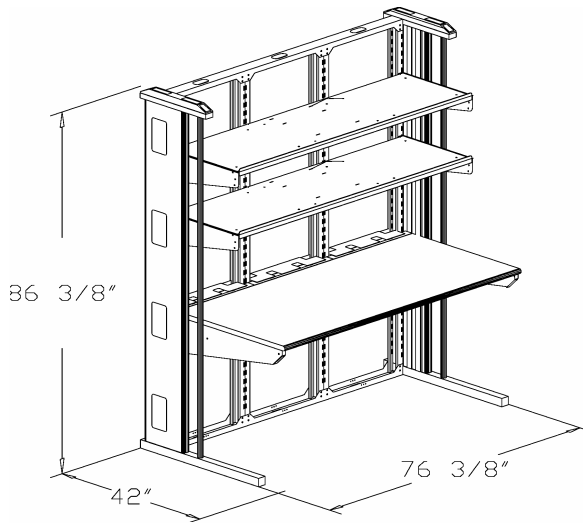
**ALL CONFIGURED BASE UNITS
INCLUDE**

2 - 21" DEEP EQUIPMENT SHELVES
1 - 36" DEEP WORK SURFACE
1 - POWER BAR

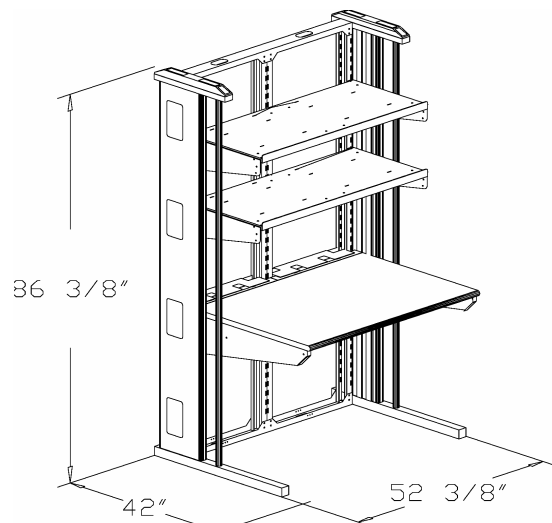
2 - SIDE PANELS
WORK SURFACE CABLE TROUGHS

FRAME COLOR IS BLACK - SHELF COLOR IS GREY - LAMINATE COLOR IS SOLID GREY

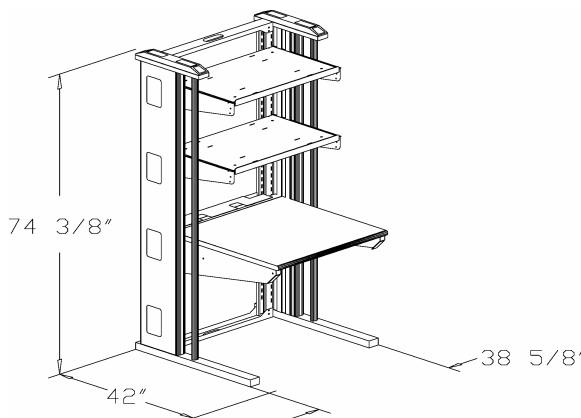
HEIGHT	DESCRIPTION	WIDTH	DEPTH	HEIGHT	PART NUMBER	LIST PRICE	
84"	NCS CNF 01 72 84 GR10X GV1 BK4	72	42	84	108691	\$3,638	
	NCS CNF 01 48 84 GR10X GV1 BK4	48	42	84	108694	\$2,974	
	NCS CNF 01 36 84 GR10X GV1 BK4	36	42	84	108697	\$2,765	
	NCS CNF 01 24 84 GR10X GV1 BK4	24	42	84	108701	\$2,455	
72"	NCS CNF 01 72 72 GR10X GV1 BK4	72	42	72	108707	\$3,339	
	NCS CNF 01 48 72 GR10X GV1 BK4	48	42	72	108709	\$2,734	
	NCS CNF 01 36 72 GR10X GV1 BK4	36	42	72	108711	\$2,546	
	NCS CNF 01 24 72 GR10X GV1 BK4	24	42	72	108713	\$2,262	



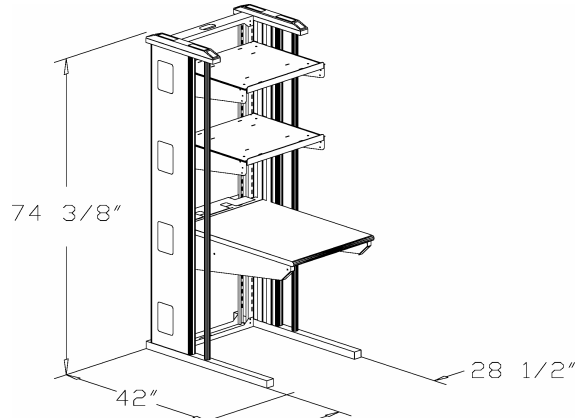
CONFIGURED BASE UNIT
UNIT SHOWN IS 72 X 42 X 84 - PART # 108691



CONFIGURED BASE UNIT
UNIT SHOWN IS 48 X 42 X 84 - PART # 108694



CONFIGURED BASE UNIT
UNIT SHOWN IS 36 X 42 X 72 - PART # 108711



CONFIGURED BASE UNIT
UNIT SHOWN IS 24 X 42 X 72 - PART # 108713

NETCOM SL

CONFIGURED EXPANSION FRAMES

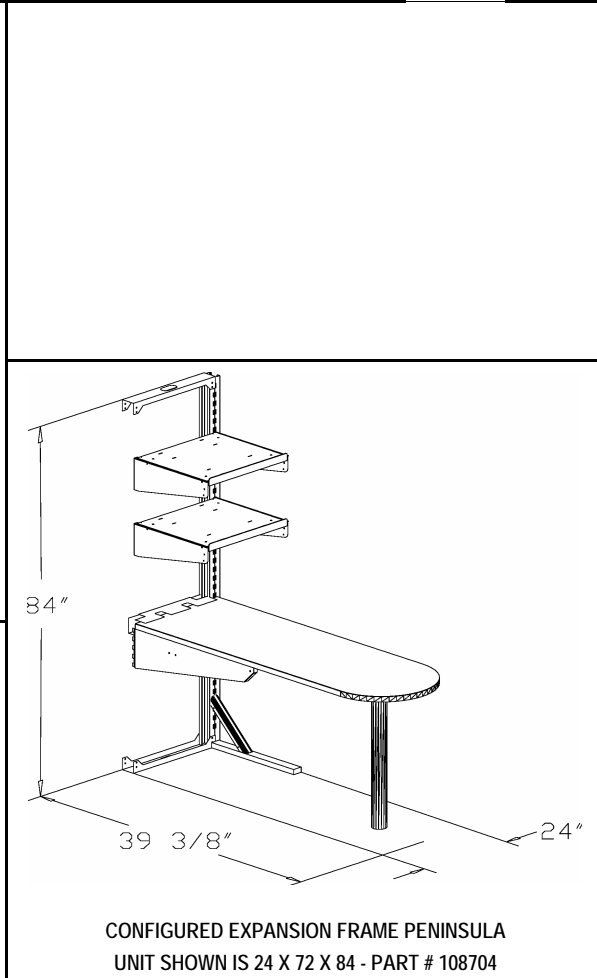
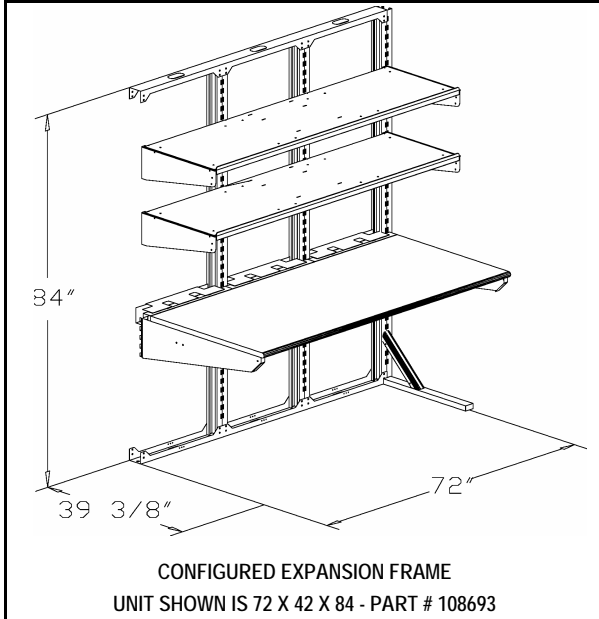
**ALL CONFIGURED EXPANSION
FRAMES INCLUDE**

2 - 21" DEEP EQUIPMENT SHELVES
1 - 36" DEEP WORK SURFACE

1 - POWER BAR
WORK SURFACE CABLE TROUGHS

FRAME COLOR IS BLACK - SHELF COLOR IS GREY

HEIGHT	DESCRIPTION	WIDTH	DEPTH	HEIGHT	PART NUMBER	LIST PRICE	
84"	NCS CNF EXF 72 84 GR10X GV1BK4	72	42	84	108693	\$2,797	
	NCS CNF EXF 48 84 GR10X GV1BK4	48	42	84	108696	\$2,162	
	NCS CNF EXF 36 84 GR10X GV1BK4	36	42	84	108699	\$1,953	
	NCS CNF EXF 24 84 GR10X GV1BK4	24	42	84	108703	\$1,642	



CONFIGURED EXPANSION FRAMES - PENINSULA

**ALL CONFIGURED PENINSULA
EXPANSION FRAMES INCLUDE**

2 - EQUIPMENT SHELVES

1 - WORK SURFACE

FRAME COLOR IS BLACK - SHELF COLOR IS GREY - LAMINATE COLOR IS SOLID GREY

HEIGHT	DESCRIPTION	WIDTH	DEPTH	HEIGHT	PART NUMBER	LIST PRICE	
84"	NCS CNF EXFP 36 84 GR10X BK04	36	76	84	108700	\$2,544	
	NCS CNF EXFP 24 84 GR10X BK04	24	76	84	108704	\$2,215	

NETCOM SL

CONFIGURED 90° CORNER

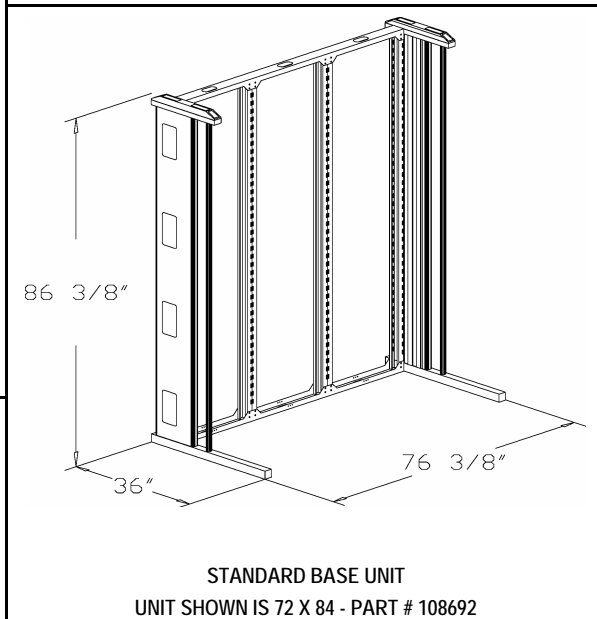
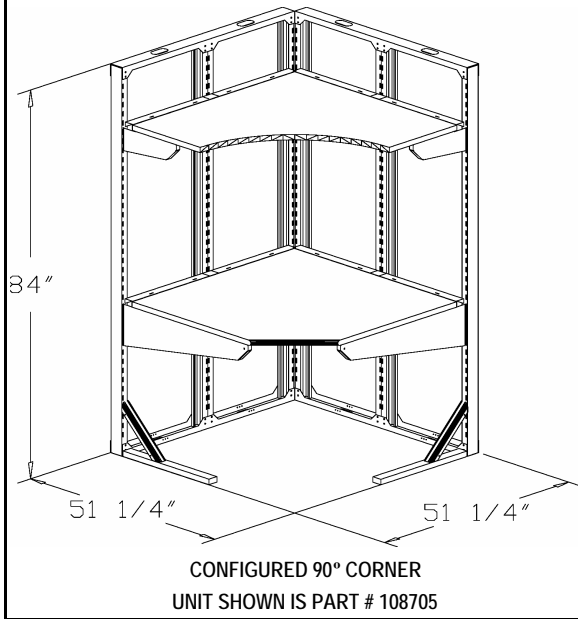
ALL CONFIGURED 90° CORNERS
INCLUDE

1 - LAMINATE SHELF

1 - WORK SURFACE

FRAME COLOR IS BLACK - LAMINATE COLOR IS SOLID GREY

HEIGHT	DESCRIPTION	HEIGHT	PART NUMBER	LIST PRICE
84"	NCS CNF CRN 01 84 GV1 BK04X	84	108705	\$2,681
72"	NCS CNF CRN 01 72 GV1 BK04X	84	108716	\$2,463



STANDARD BASE UNIT

ALL STANDARD BASE UNITS
INCLUDE

2 - SIDE PANELS

FRAME COLOR IS BLACK

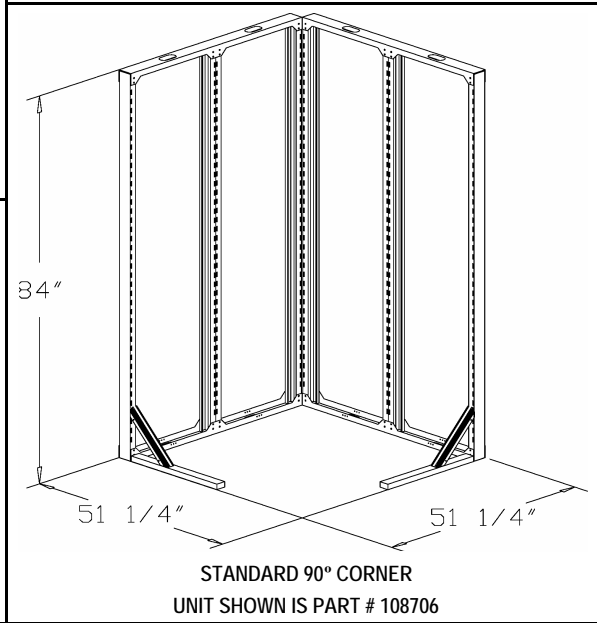
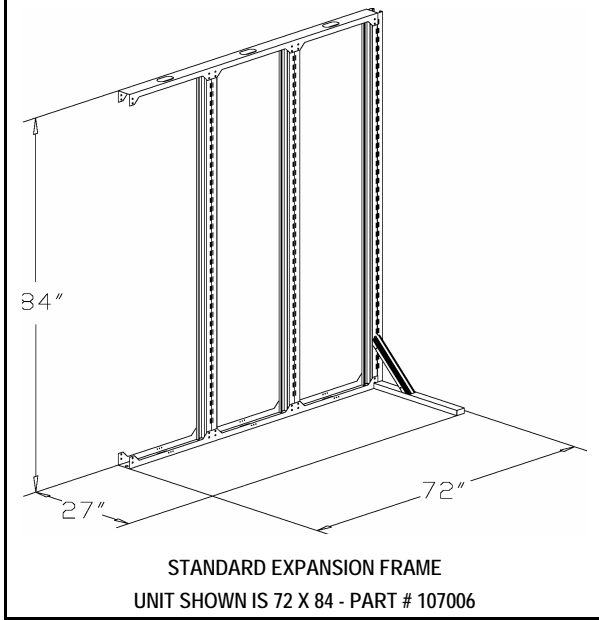
HEIGHT	DESCRIPTION	WIDTH	DEPTH	HEIGHT	PART NUMBER	LIST PRICE
84"	NCS CNF 02 72 84 GR10X BK04X	72	42	84	108692	\$2,162
	NCS CNF 02 48 84 GR10X BK04X	48	42	84	108695	\$1,774
	NCS CNF 02 36 84 GR10X BK04X	36	42	84	108698	\$1,665
	NCS CNF 02 24 84 GR10X BK04X	24	42	84	108702	\$1,541
72"	NCS CNF 02 72 72 GR10X BK04X	72	42	72	108708	\$1,987
	NCS CNF 02 48 72 GR10X BK04X	48	42	72	108710	\$1,632
	NCS CNF 02 36 72 GR10X BK04X	36	42	72	108712	\$1,535
	NCS CNF 02 24 72 GR10X BK04X	24	42	72	108714	\$1,415

NETCOM SL

STANDARD EXPANSION FRAME

FRAME COLOR IS BLACK

HEIGHT	DESCRIPTION	WIDTH	DEPTH	HEIGHT	PART NUMBER	LIST PRICE	
84"	NCS EXF 72 84 BK04X	72	36	84	107006	\$1,217	
	NCS EXF 48 84 BK04X	48	36	84	107007	\$833	
	NCS EXF 36 84 BK04X	36	36	84	107008	\$721	
	NCS EXF 24 84 BK04X	24	36	84	107009	\$601	
72"	NCS EXF 72 72 BK04X	72	36	72	107010	\$1,116	
	NCS EXF 48 72 BK04X	48	36	72	107011	\$764	
	NCS EXF 36 72 BK04X	36	36	72	107012	\$664	
	NCS EXF 24 72 BK04X	24	36	72	108715	Call	



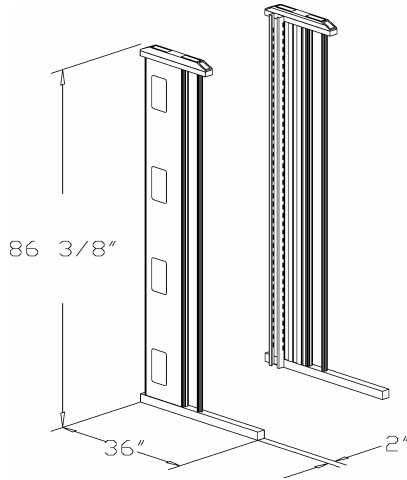
STANDARD 90° CORNER

FRAME COLOR IS BLACK

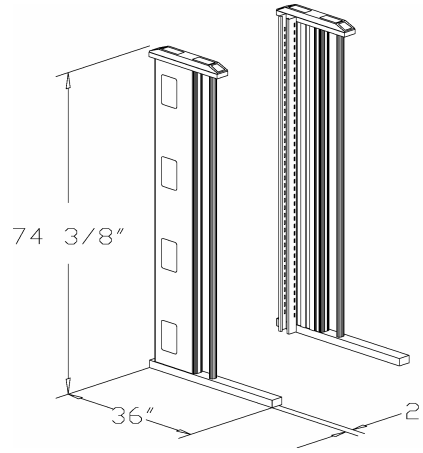
HEIGHT	DESCRIPTION			HEIGHT	PART NUMBER	LIST PRICE	
84"	NCS CNF CRN 02 84 BK04X			84	108706	\$1,844	
72"	NCS CNF CRN 02 72 BK04X			84	108717	\$1,828	

NETCOM SL SIDE PANELS

HEIGHT	DESCRIPTION	QUANTITY	COLOR	HEIGHT	PART NUMBER	LIST PRICE
84"	NCS SP 36 84 ST2 GR10X	SET 2	GREY	84	107014	\$907
72"	NCS SP 36 72 ST2 GR10X	SET 2	GREY	72	107015	\$884



84" SIDE PANELS
UNIT SHOWN IS PART # 107014



72" SIDE PANELS
UNIT SHOWN IS PART # 107015

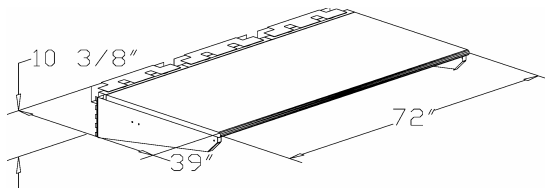
WORK SURFACES

ALL WORK SURFACES INCLUDE CABLE MANAGEMENT TROUGHS MOUNTING BRACKETS

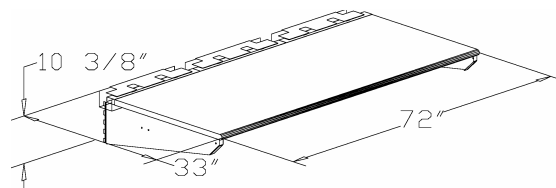
LAMINATE COLOR IS SOLID GREY - BRACKETS AND TROUGHS ARE GREY

ESD WORK SURFACES ARE AVAILABLE

DEPTH	DESCRIPTION	# TROUGHS	WIDTH	DEPTH	PART NUMBER	LIST PRICE
36"	NCS WS 72 36 T3 GR10X GV1	3	72	36	107016	\$807
	NCS WS 48 36 T2 GR10X GV1	2	48	36	107017	\$651
	NCS WS 36 36 T1 GR10X GV1	1	36	36	107018	\$546
	NCS WS 24 36 T1 GR10X GV1	1	24	36	107019	\$439
30"	NCS WS 72 30 T3 GR10X GV1	3	72	30	107032	\$766
	NCS WS 48 30 T2 GR10X GV1	2	48	30	107033	\$608
	NCS WS 36 30 T1 GR10X GV1	1	36	30	107034	\$531
	NCS WS 24 30 T1 GR10X GV1	1	24	30	107035	\$415



36" DEEP WORK SURFACE
UNIT SHOWN IS 72 X 36 - PART # 107016



30" DEEP WORK SURFACE
UNIT SHOWN IS 72 X 30 - PART # 107032

NETCOM SL

CORNER WORK SURFACES

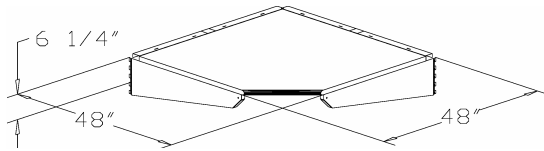
ALL WORK SURFACES INCLUDE MOUNTING BRACKETS

LAMINATE COLOR IS SOLID GREY - BRACKETS AND TROUGHS ARE GREY

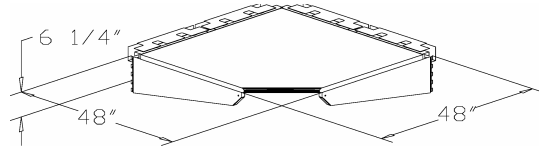
ESD WORK SURFACES ARE AVAILABLE

30" DEPTH CORNER WORK SURFACES ARE AVAILABLE

DEPTH	DESCRIPTION		CABLE BRACKETS	CABLE TROUGH	PART NUMBER	LIST PRICE
36"	NCS WS CRN 21 B4 STR GR10X GV1		YES	NO	107031	\$681
	NCS WS CRN 21 T4 STR GR10X GV1		YES	YES	107030	Call



CORNER WORK SURFACE WITH BRACKETS
UNIT SHOWN IS PART # 107031



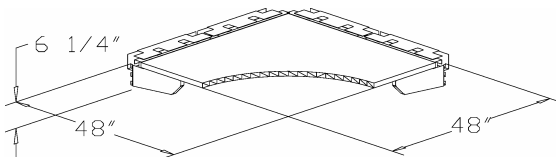
CORNER WORK SURFACE WITH CABLE TROUGHS
UNIT SHOWN IS PART # 107030

UPPER CORNER WORK SURFACES

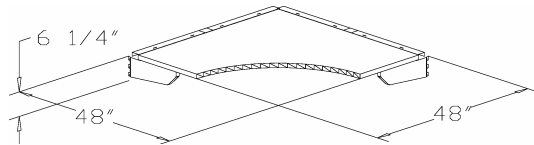
ALL WORK SURFACES INCLUDE MOUNTING BRACKETS

LAMINATE COLOR IS SOLID GREY - BRACKETS AND TROUGHS ARE GREY

	DESCRIPTION		CABLE BRACKETS	CABLE TROUGH	PART NUMBER	LIST PRICE
21"	NCS SH CRN 21 CRV GR10X GV1	FULL DEPTH	NO	NO	107027	\$562
	NCS SH CRN 21 B4 CRV GR10X GV1		YES	NO	107029	\$562
	NCS SH CRN 21 T4 CRV GR10X GV1		YES	YES	107028	\$756
24"	NCS SH CRN 24 CRV GR10X GV1	FULL DEPTH	NO	NO	107044	Call
	NCS SH CRN 24 B4 CRV GR10X GV1		YES	NO	107046	\$690
	NCS SH CRN 24 T4 CRV GR10X GV1		YES	YES	107045	Call



21" UPPER CORNER FULL DEPTH WORK SURFACE
UNIT SHOWN IS PART # 107027



24" UPPER CORNER FULL DEPTH WORK SURFACE
UNIT SHOWN IS PART # 107044

NETCOM SL

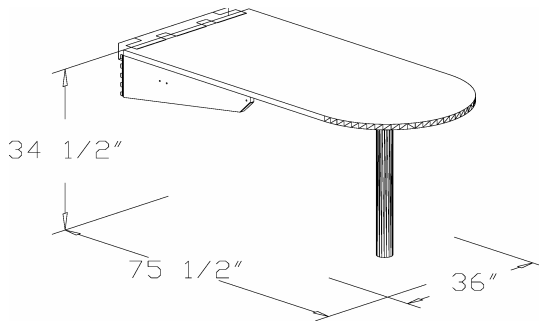
PENINSULA WORK SURFACES

ALL WORK SURFACES INCLUDE CABLE MANAGEMENT TROUGHS MOUNTING BRACKETS

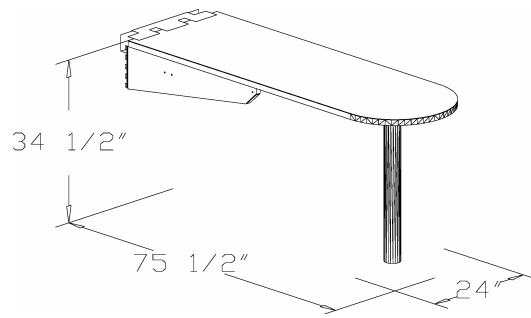
LAMINATE COLOR IS SOLID GREY - BRACKETS AND TROUGHS ARE GREY

ESD WORK SURFACES ARE AVAILABLE

WIDTH	DESCRIPTION	WIDTH	LENGTH	CABLE TROUGH	PART NUMBER	LIST PRICE
36"	NCS WS PEN 36 72 GR10X GV1	36	84	YES	107026	\$822
24"	NCS WS PEN 24 72 GR10X GV1	24	84	YES	107025	\$760



36" WIDE PENINSULA WORK SURFACE
UNIT SHOWN IS PART # 107026

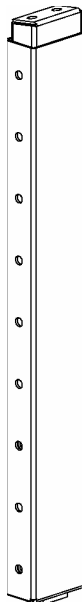


24" WIDE PENINSULA WORK SURFACE
UNIT SHOWN IS PART # 107025

WORK SURFACE SUPPORT LEG

EXTRA SUPPORT FOR LONG RUNS

DESCRIPTION	COLOR	PART NUMBER	LIST PRICE
NCS LEG WS LR BK04X	BLACK	107024	\$100



NETCOM SL

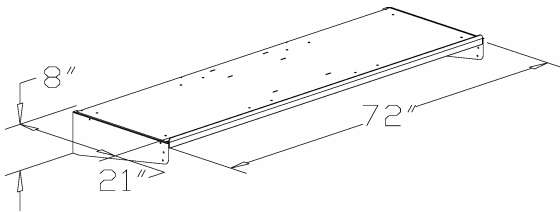
FIXED SHELVES

ALL FIXED SHELVES INCLUDE

SHELF LIP

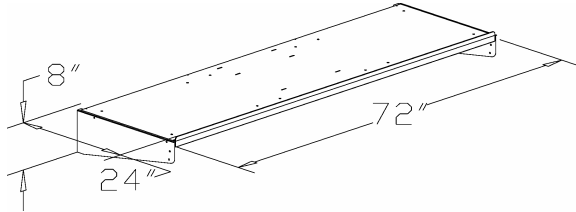
SHELF COLOR IS GREY

DEPTH	DESCRIPTION			WIDTH	DEPTH	PART NUMBER	LIST PRICE	
21"	NCS SH FX 72 21 GR10X			72	21	107036	\$365	
	NCS SH FX 48 21 GR10X			48	21	107037	\$300	
	NCS SH FX 36 21 GR10X			36	21	107038	\$280	
	NCS SH FX 24 21 GR10X			24	21	107039	\$256	
24"	NCS SH FX 72 24 GR10X			72	24	107040	\$402	
	NCS SH FX 48 24 GR10X			48	24	107041	\$337	
	NCS SH FX 36 24 GR10X			36	24	107042	\$318	
	NCS SH FX 24 24 GR10X			24	24	107043	\$280	



21" DEEP SHELF

UNIT SHOWN IS 72 X 21 - PART # 107036



24" DEEP SHELF

UNIT SHOWN IS 72 X 21 - PART # 107040

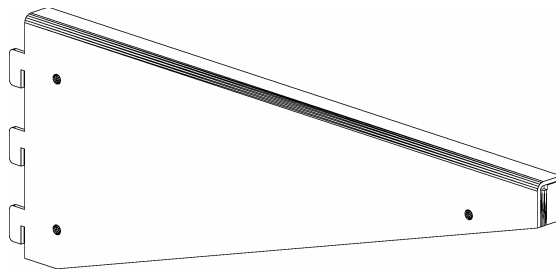
HEAVY DUTY SHELF BRACKETS

INCREASES WEIGHT CAPACITY OF SHELVES TO 850 LBS

ORDER 1 FOR EACH 48" SHELF AND 2 FOR EACH 72" SHELF

BRACKETS ARE GREY

	DESCRIPTION			QUANTITY	PART NUMBER	LIST PRICE	
	NCS BRKT HD GR10X			SET 1	107047	\$62	

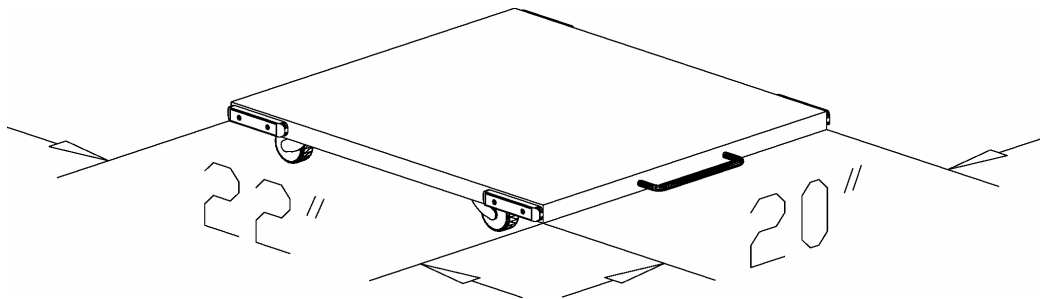


NETCOM SL

INDIVIDUAL ROLL OUT SHELVES

FLOOR MOUNTED

WIDTH	DESCRIPTION	WIDTH	Depth	COLOR	PART NUMBER	LIST PRICE	
10"	NC3 SH ROI 10 22 BK04X	10	22	BLACK	106266	\$193	
	NCS SH ROI 10 22 GR10X	10	22	GREY	112550	Call	
20"	NC3 SH ROI 20 22 BK04X	20	22	BLACK	106254	\$206	
	NCS SH ROI 20 22 GR10X	20	22	GREY	112551	\$206	
20"	NC3 SH ROI 20 31 BK04X	20	31	BLACK	106260	\$223	
	NCS SH ROI 20 31 GR10X	20	31	GREY	112552	\$223	



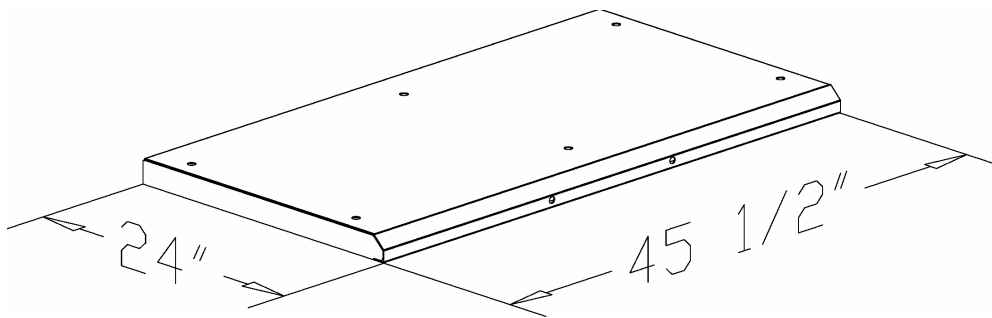
INDIVIDUAL ROLL OUT SHELF
UNIT SHOWN IS 20 X 22 - PART # 106256

LOWER TOWER SHELF

SHELF COLOR IS GREY

RESTS ON FLOOR

DEPTH	DESCRIPTION			WIDTH	DEPTH	PART NUMBER	LIST PRICE	
24"	NCS SH LL 72 24 GR10X			72	24	107048	\$418	
	NCS SH LL 48 24 GR10X			48	24	107049	\$341	
	NCS SH LL 36 24 GR10X			36	24	107050	Call	
	NCS SH LL 24 24 GR10X			24	24	107051	Call	

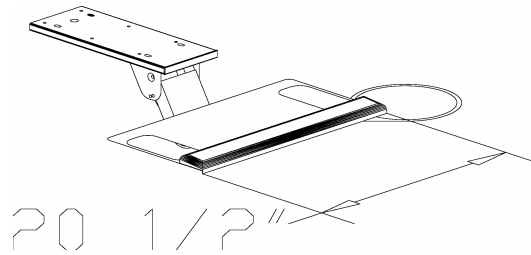


LOWER TOWER SHELF
UNIT SHOWN IS 72 X 24 - PART # 107048

NETCOM SL

ADJUSTABLE KEYBOARD TRAYS

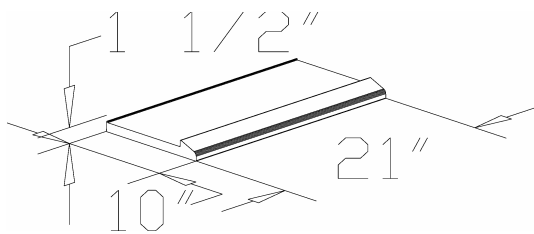
DESCRIPTION	MOUNTS UNDER	MOUSE TRAY	COLOR	PART NUMBER	LIST PRICE	
NCS KB ART NO MOUSE	LAMINATE	NO	BLACK	105584	\$256	
NCS KB ART W/MOUSE TRAY	LAMINATE	YES	BLACK	105585	\$314	



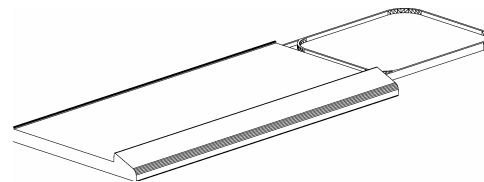
ADJUSTABLE KEYBOARD TRAY WITH MOUSE TRAY
UNIT SHOWN IS

CLIP-ON KEYBOARD TRAYS

ATTACHES TO SHELF LIP	THREE WAY TILT				
DESCRIPTION	MOUSE TRAY	COLOR	PART NUMBER	LIST PRICE	
NC3 KB CK BLK	NO	BLACK	106830	\$77	
NC3 KB CKM BLK	YES	BLACK	106832	\$106	



CLIP ON KEYBOARD TRAY
UNIT SHOWN IS PART # 106830


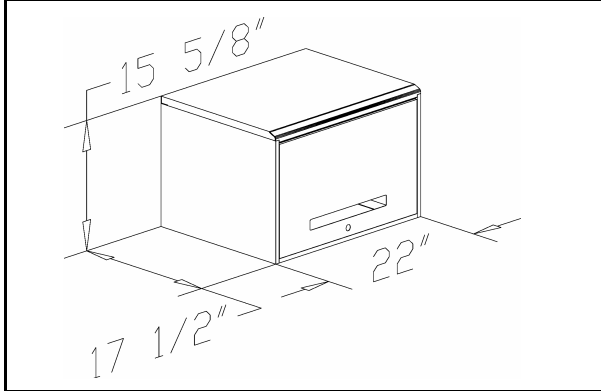


CLIP ON KEYBOARD TRAY WITH MOUSE TRAY
UNIT SHOWN IS PART # 106832

NETCOM SL

STORAGE LOCKER

DESCRIPTION	WIDTH	DEPTH	HEIGHT	COLOR	PART NUMBER	LIST PRICE
NC3 STRLOCK BK04X	22	17.5	15.5	BLACK	106890	\$555
NCS STRLOCK GR10X	22	17.5	15.5	GREY	112553	\$555



STORAGE LOCKER SHELF

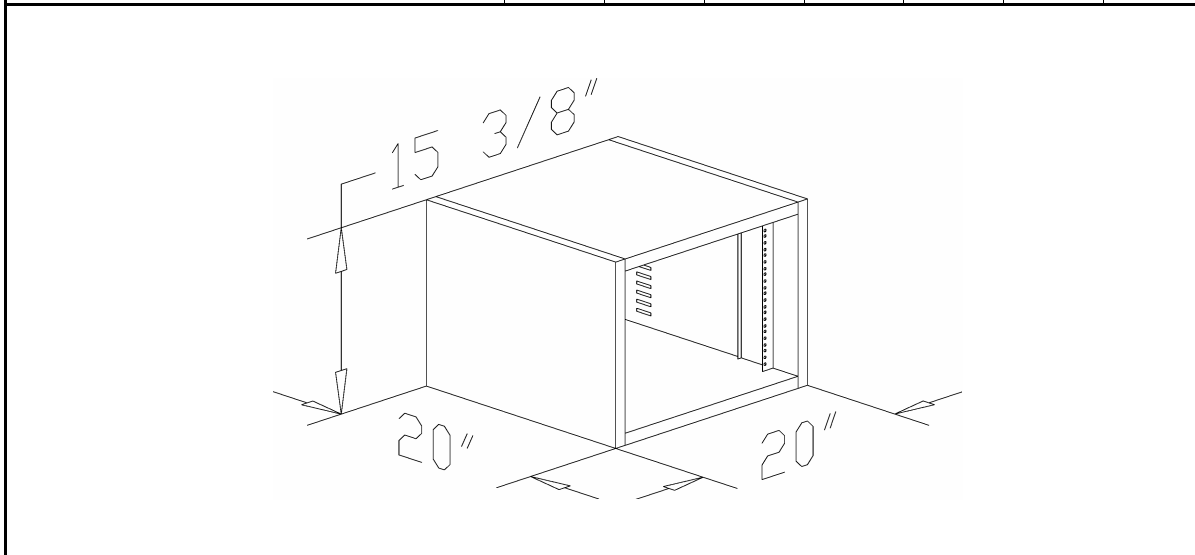
DESCRIPTION	WIDTH	DEPTH	HEIGHT	COLOR	PART NUMBER	LIST PRICE
NC3 SH STRLOCK BK04X				BLACK	106896	Call
NCS SH STRLOCK GR10X				GREY	112554	Call

RACK MOUNT MODULE

MOUNTS ON OR UNDER STANDARD FIXED SHELVES
8U ROUND HOLE FRONT RAILS

19" EIA EQUIPMENT MOUNTS
INCLUDES 10-32 HARDWARE

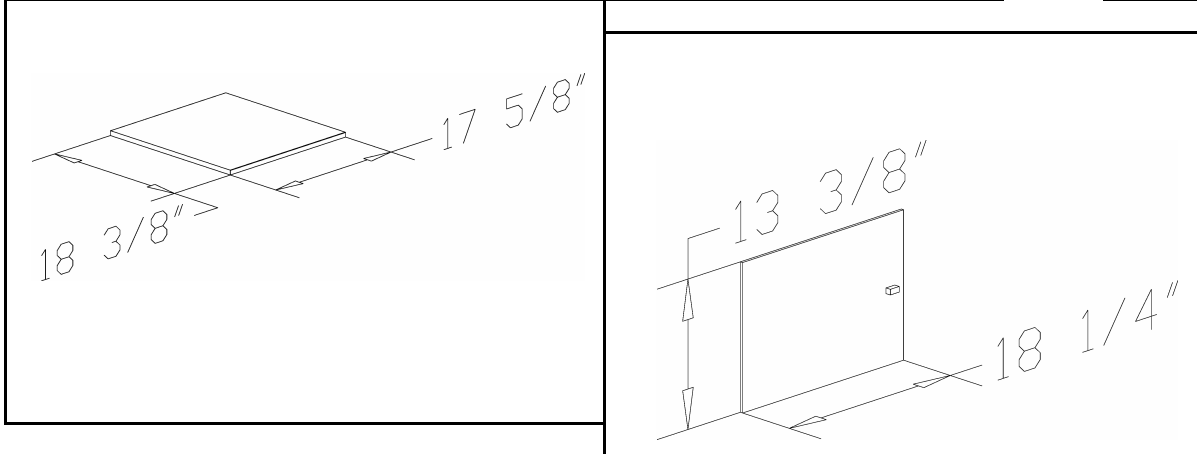
DESCRIPTION	WIDTH	DEPTH	HEIGHT	COLOR	PART NUMBER	LIST PRICE
NC3 RMM 18 20 BK04X	20	20	15	BLACK	106139	Call
NCS RMM 18 20 GR10X	20	20	15	GREY	112555	Call



NETCOM SL

RACK MOUNT MODULE FIXED SHELF

DESCRIPTION	WIDTH	DEPTH	HEIGHT	COLOR	PART NUMBER	LIST PRICE
NC3 RMM SH FX 17 20 BK04X				BLACK	106146	Call
NCS RMM SH FX 17 20 GR10X				GREY	112556	Call



RACK MOUNT MODULE DOOR

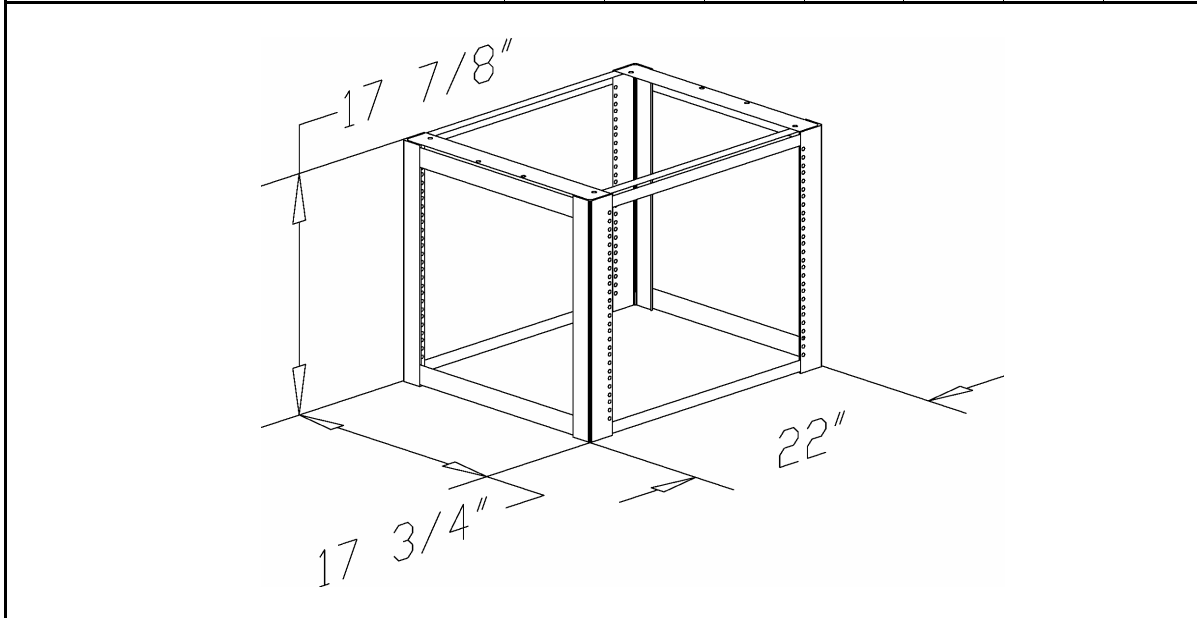
DESCRIPTION	WIDTH	DEPTH	HEIGHT	COLOR	PART NUMBER	LIST PRICE
NC3 RMM DR 17 20 BK04X				BLACK	106145	Call

RACK MOUNT CUBE

MOUNTS ON OR UNDER STANDARD FIXED SHELF

9U 19" EIA MOUNTS

DESCRIPTION	WIDTH	DEPTH	HEIGHT	COLOR	PART NUMBER	LIST PRICE
NC3 RMC 22 17 17 BK04X	22	17	17	BLACK	106152	\$395
NCS RMC 22 17 17 GR10X	22	17	17	GREY	112557	\$395

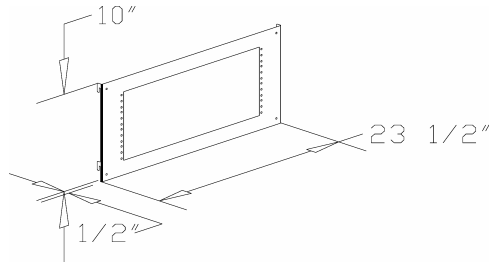


NETCOM SL

PATCH PANEL BRACKET

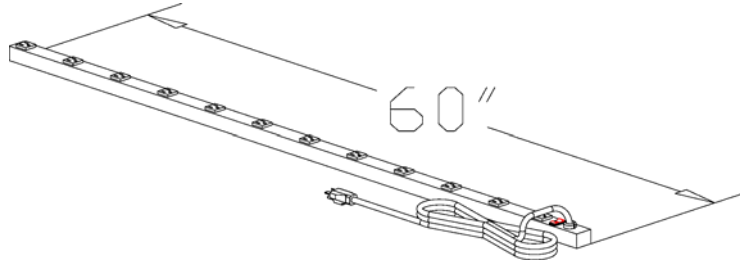
4U 19" EIA MOUNT

DESCRIPTION		WIDTH	HEIGHT	COLOR	PART NUMBER	LIST PRICE	
NCS PP 19 24 BK04X		23	10	BLACK	108718	\$115	



POWER BARS

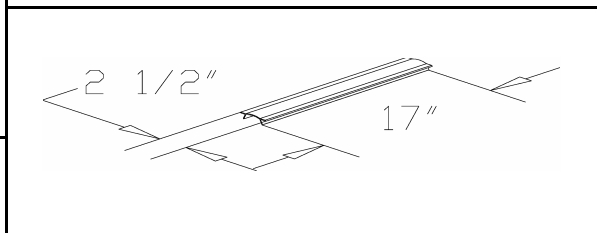
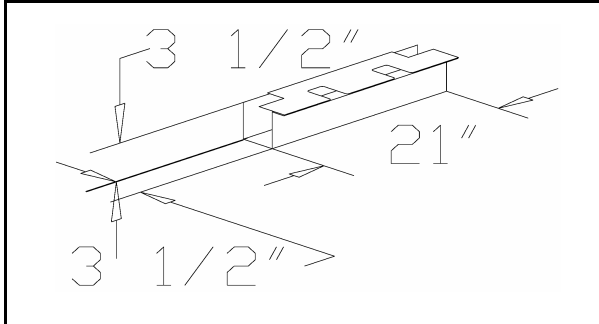
DESCRIPTION	LENGTH	PORTS	AMPS	PART NUMBER	LIST PRICE	
NCS PB 17 8P 15A STD BK04X	17	8	15	108719	\$178	
NCS PB 45 8P 15A STD BK04X	45	8	15	108720	\$193	
NCS PB 60 12P 15A STD BK04X	60	12	15	108721	\$193	
NCS PB 60 12P 20A STD BK04X	60	12	20	108722	\$209	



NETCOM SL

WIRE MANAGEMENT TROUGH

WIDTH	DESCRIPTION	WIDTH	QUANTITY	COLOR	PART NUMBER	LIST PRICE	
72"	NC3 WT 72 ST3 BK04X	21	SET 3	BLACK	106980	\$202	
	NCS WT 72 ST3 GR10X	21	SET 3	GREY	112546	\$202	
48"	NC3 WT 48 ST2 BK04X	21	SET 2	BLACK	106986	\$139	
	NCS WT 48 ST2 GR10X	21	SET 2	GREY	112545	\$139	
36"	NC3 WT 36 ST1 BK04X	32	SET 1	BLACK	106992	\$75	
	NCS WT 36 ST1 GR10X	32	SET 1	GREY	111847	\$76	
24"	NC3 WT 25 ST1 BK04X	21	SET 1	BLACK	106998	Call	
	NCS WT 25 ST1 GR10X	21	SET 1	GREY	112544	\$70	

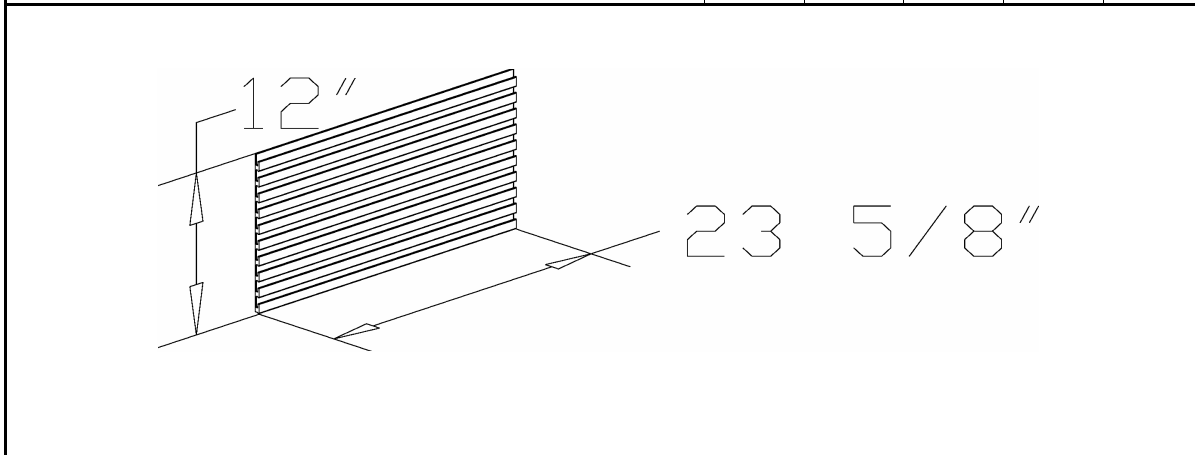


VERTICAL CABLE COVERS

DESCRIPTION	QUANTITY	COLOR	PART NUMBER	LIST PRICE	
NCS CMV SET 6 BLK	SET 6	BLACK	110619	\$38	

SLAT WALL

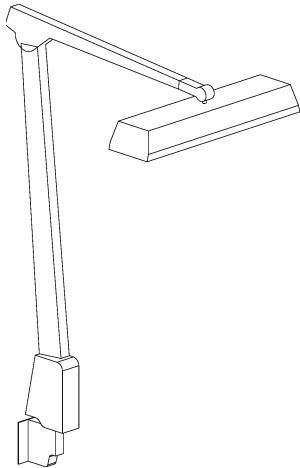
DESCRIPTION	QUANTITY	COLOR	PART NUMBER	LIST PRICE	
NCS SW 24 12 BK04X	SET 2	BLACK	107059	\$162	



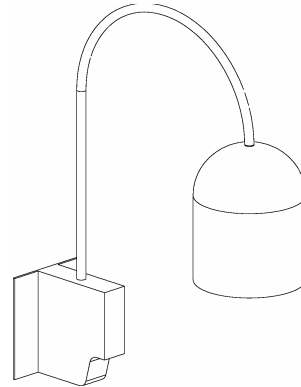
NETCOM SL

LIGHTS

	DESCRIPTION			PART NUMBER	LIST PRICE
HALOGEN TASK LIGHT	NCS LIGHT HALOGEN			107053	\$388
FLUORESCENT WORKSTATION LIGHT	NCS LIGHT FLOR WKST			107054	\$551



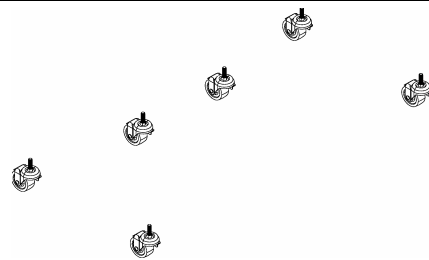

FLUORESCENT TASK LIGHT
UNIT SHOWN IS PART # 107054



HALOGEN TASK LIGHT
UNIT SHOWN IS PART # 107053

PHONE TRAY

DESCRIPTION		COLOR	PART NUMBER	LIST PRICE
NCS PH TRAY ARM BK04X		BLACK	107060	\$209



CASTER SET FOR 72" UNIT
UNIT SHOWN IS PART # 107056

CASTERS

USE OF CASTERS REDUCES WEIGHT CAPACITY AS SHOWN BELOW

UNIT WIDTH	DESCRIPTION		WEIGHT CAPACITY	QUANTITY	PART NUMBER	LIST PRICE
72"	NCS CASTER 72 SET6		1200	SET 6	107056	\$156
48"	NCS CASTER 48 SET5		1000	SET 5	107057	\$132
36"	NCS CASTER 24 SET4		800	SET 4	107058	\$109
24"	NCS CASTER 24 SET4		800	SET 4	107058	\$109

TERMS AND CONDITIONS OF SALE

1. Returns / Cancellations / Order Changes

EDP will accept and give merchandise credits of the Net price less a 25% restock fee on returned product only with an approved "return authorization number" from an EDP representative at 1-800-432-1337. Return authorizations do not apply to custom, modified or "special" products. Include your "return authorization number" on all correspondence. Product returned without the proper authorization will not be credited. When making a product return, Dealer is responsible for all freight costs including insurance and damage in transit. If the dealer deemed to have EDP pick up returned product, inbound freight charges will be deducted from the credit. All shipments of returned goods will be considered delivery contracts. EDP will not issue credit for goods that are damaged or not in their original packaging.

EDP builds all orders per customer request and manufacturing may commence immediately after receipt of order. EDP will not be responsible for costs incurred after manufacturing has commenced and may charge the customer up to 100% of the total order List Price for any cancellation, depending on the stage of completion of order, as determined by EDP in its sole discretion. All cancellations must be communicated verbally to an EDP representative at 1-800-432-1337, and immediately followed by a written confirmation of the same via Fax 1-800-337-3490 or e-mail to the Sales Support Representative.

EDP carefully allocates its warehouse and manufacturing capacity. EDP offers a storage service; in the event of a postponement in the shipment of an order due to a request by a customer or a dealer a \$25/day per pallet storage fee will incur.

2. Assembly / Installation

Some EDP products require assembly. Contact an EDP representative at 1-800-432-1337 for an installation crew recommendation in your area. Assembly and installation are not included in the product price.

3. Special Orders and Custom Products.

EDP offers a wide variety of standard products as well as standard colors that match many OEM colors and typical color schemes. These colors can be found on the EDP color chart. Modifications, custom products, and custom colors, meaning all products, product configuration, and colors not appearing in the EDP Pricing Guide, may be accommodated but require EDP's evaluation and consent. There will be an additional charge to cover EDP's engineering and special manufacturing process changes. To request a custom product or color, contact an EDP representative at 1-800-432-1337 to begin the process. EDP will not accept any cancellations or return authorizations on "specially ordered" or custom products.

4. Design / Price Changes.

EDP reserves the right to make design changes in its product or to discontinue the manufacture of any particular product at any time without notice. EDP will not be responsible for any damages as a result of these changes or terminations. Pricing may change without notice. Please consult an EDP representative for current pricing.

5. Freight Damage.

Engineered Data Products ships all goods FOB factory. Title and risk of loss passes to the buyer at the time that EDP delivers the goods to the carrier. All packaging of products complies fully with, and in most cases exceeds, the requirements of the National Motor Freight Classifications (NMFC). All shipments should be opened immediately upon receipt to inspect for any concealed damage. If damage is discovered all cartons and packing materials must be retained for inspection by the carrier. Notification to the carriers for loss or damage is the responsibility of the buyer and any claim must be submitted in writing to the carrier within 15 calendar days from the date of delivery. If you need assistance in managing a claim, please contact EDP for additional guidelines.

6. Choice of Carrier.

EDP reserves the right to select or change carriers to provide you the best service and performance in the delivery of your order. Dealers may choose their own carrier and arrange for pick-up and delivery without the assistance of EDP. All loss, damage or billing issues must be directed to the carrier.

7. Routing Changes.

EDP always assumes shipments are dock to dock unless otherwise specified on the purchase order. If routing changes or delivery instructions are revised, any additional charges will be assessed to the buyer. A separate invoice with appropriate charges will be issued to the buyer. A change in routing or delivery instructions may cause delays in the actual departure or delivery of a shipment.

8. Freight Estimates.

Freight estimates are provided only when requested by the buyer for quotation or estimated landed cost purposes. However, freight invoice amounts will be for actual costs, which may differ from the freight estimate.

LIMITED LIFETIME WARRANTY

This limited warranty gives Dealer and its customer's specific legal rights that vary from state to state (or jurisdiction to jurisdiction).

Subject to the limitations contained herein, Engineered Data Products, Inc. ("EDP") warrants that each product it manufactures will be free from defects in materials and workmanship for as long as such product continues to be owned by the original purchaser, continues to be located at the original place of installation, and has not been modified by anyone other than EDP; provided, however, all fans, power strips, plugs, outlets, surge suppressors, and lights (excluding light bulbs), latches, locks, shock absorbers, glides, ball bearings, other moving parts, Pac, and work surfaces will be free from defects in materials and workmanship, subject to normal wear and tear, for a period of one year from the date delivery, so long as such component continues to be owned by the original purchaser, continues to be located at the original place of installation, and has not been modified by anyone other than EDP; and provided, further all electrical components (other than fans) power strips, plugs, outlets, surge suppressors, lights, and light bulbs shall have the warranties provided by the original manufacturer thereof, if any.

EXCEPT AS EXPRESSLY PROVIDED ABOVE, EDP SPECIFICALLY DISCLAIMS ALL WARRANTIES, EXPRESS, STATUTORY AND IMPLIED, INCLUDING THOSE OF MERCHANTABILITY AND FITNESS FOR PURPOSE, WITH RESPECT TO ANY PRODUCTS PROVIDED DIRECTLY OR INDIRECTLY BY EDP OR ITS AFFILIATES HEREUNDER.

THE SOLE REMEDY AVAILABLE UNDER THIS WARRANTY IS THE REPAIR OR REPLACEMENT OF DEFECTED PRODUCT. THE DECISION TO REPAIR OR REPLACE WILL BE MADE AT EDP'S SOLE DISCRETION. REPLACEMENTS MAY BE MADE WITH IDENTICAL OR SIMILAR PRODUCT OF A LIKE KIND OR PRICE AT EDP'S SOLE DISCRETION.

IN NO EVENT WILL EDP BE LIABLE FOR ANY SPECIAL, INDIRECT, INCIDENTAL, OR CONSEQUENTIAL DAMAGES OF ANY CHARACTER, INCLUDING WITHOUT LIMITATION LOSS OF USE OF PRODUCTIVE FACILITIES OR EQUIPMENT, LOST PROFITS, PROPERTY DAMAGE, EXPENSES OR DAMAGES INCURRED IN RELIANCE ON PERFORMANCE HEREUNDER, OR LOST PRODUCTION, WHETHER SUFFERED BY DEALER OR ANY THIRD PARTY, EVEN IF ADVISED OF THE POSSIBILITY THEREOF.